

**TO:** HousingAlerts Active Members

**FROM:** Ken Wade

**RE: New Micro Market Ranking Tools**

BIG NEWS for Flippers, Wholesalers and Landlords!

We just added three of the most powerful 'hot market finder' tools we've ever created!

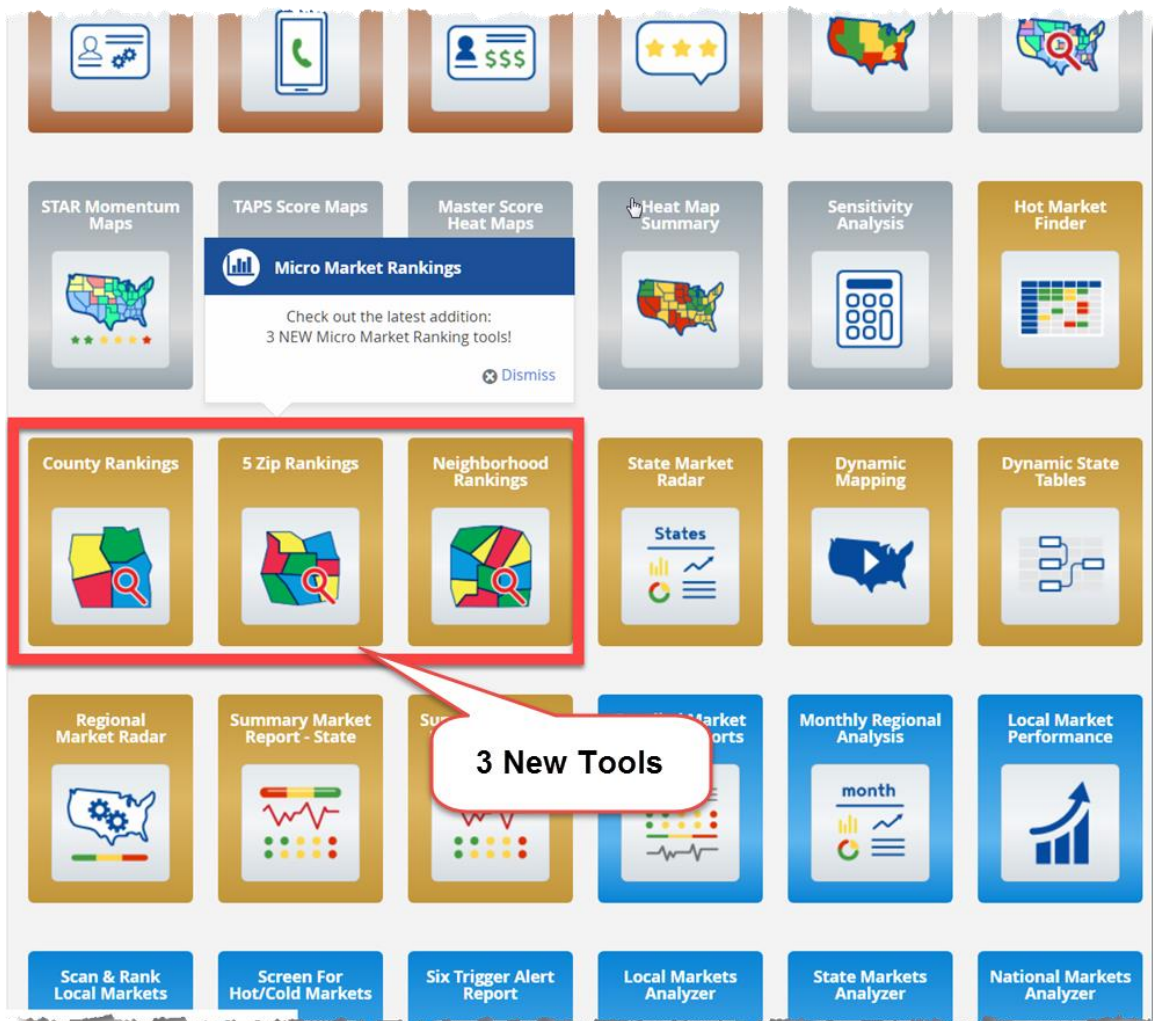
You can now target the best counties, zip codes and **NEIGHBORHOODS** in a single click!

**1) How to access Micro Market Ranking tools**

GOLD and PRO level members can access these new tools (at no additional cost) via the drop-down menu or directly from your dashboard...

**County Rankings**  
**5-Zip Rankings**  
**Neighborhood Rankings !!!**

Here's the new Dashboard view...



**Not a member yet? [Join Now to access these sweet new tools.](#)**

The savings from your first *micro-targeted* mailer could pay for your lifetime membership to our service.  
(GOLD or PRO level needed to access these Hot Market Finder tools.)

## 2) How to use the COUNTY Rankings tools

By default, the page loads with a ranked list of ALL the county markets within all the individual Cities and States you've subscribed to. (This view is for the entire U.S.)

**View ALL COUNTIES** you're subscribed to from Strongest to Weakest.

Using our proprietary algorithms, view the 'percentile' rank vs. all markets nationwide.

Click to view on map

Master Rank out of: 2673	Market Name	Current Rank	Prior Year Rank
1	<a href="#">Lyon County, NV</a>	[99]	[99]
2	<a href="#">Jefferson County, OR</a>	[99]	[99]
3	<a href="#">St. Lucie County, FL</a>	[99]	[99]
4	<a href="#">Crook County, OR</a>	[99]	[99]
5	<a href="#">Brevard County, FL</a>	[99]	[99]

You can also drill down INSIDE each STATE you're subscribed to...

Select any STATE you're subscribed to.

View ranked list of individual counties.

See where each county stands (on a scale of zero to 99) in relation to ALL counties nationwide.

Market Name	Current Rank	Prior Year Rank
<a href="#">Prince George's County, MD</a>	[87]	[91]
<a href="#">Worcester County, MD</a>	[53]	[49]
<a href="#">Kent County, MD</a>	[51]	[7]
<a href="#">Queen Anne's County, MD</a>	[50]	[35]
<a href="#">Caroline County, MD</a>	[50]	[35]
<a href="#">Charles County, MD</a>	[46]	[55]
<a href="#">Frederick County, MD</a>	[45]	[46]
<a href="#">Washington County, MD</a>	[43]	[44]
<a href="#">Talbot County, MD</a>	[42]	[21]
<a href="#">Baltimore city, MD</a>	[40]	[58]
<a href="#">Anne Arundel County, MD</a>	[38]	[41]
<a href="#">Montgomery County, MD</a>	[36]	[38]
<a href="#">Baltimore County, MD</a>	[33]	[38]
<a href="#">Dorchester County, MD</a>	[30]	[29]

Using the Maryland example above, it's easy to see this state (in general) was looking relatively

**Not a member yet? [Join Now to access these sweet new tools.](#)**

The savings from your first *micro-targeted* mailer could pay for your lifetime membership to our service. (GOLD or PRO level needed to access these Hot Market Finder tools.)

weak at the time of this screenshot... it only had one high performing county (note the GREEN shading).

After the first 'green' county, the next 8 are yellow (with scores ranging from the 42<sup>nd</sup> to the 53<sup>rd</sup> percentile when compared to ALL counties nationwide).

Out of Maryland's 24 counties, more than half were in the bottom 40% of all U.S. counties (note the RED shading).

**The actual score represents that county's 'percentile ranking' when compared to ALL counties we track in the U.S.** For example, the current year score of "87" you see for Prince Georges county (at the top of list) means THAT county scored higher than 87% of all counties in the U.S.

The background colors also indicate market strength or weakness...

**There are three shades of green; the darker the green the STRONGER the market.**

**Yellow indicates 'mediocre.'**

**Red shading indicates relatively poor performing real estate markets; the darker the red, the LOWER its score.**

### 3) How to use the 5-ZIP Rankings

The page loads displaying the score and ranking for ALL zip codes in ALL the Cities and States you've subscribed to. We track and analyze all zip codes that had enough home sale transactions in a year to produce valid results. (There are 16,754 zip codes in the current year database.)

**HousingAlerts PRO**  
Tomorrow's Real Estate Today

Hello, [Ken Wade](#), [Log Out](#)

Access Level: PRO  
Entire USA

Search...

Reports Market Finder Support My Account

**5-ZIP Rankings (Beta)**

State: All County: All

Master Rank out of: 16754

**Total # of zip codes being analyzed**

**Current Rank**

**See where each Zip Code stands (on a scale of zero to 99) in relation to ALL Zip Codes nationwide.**

**Click to view on map**

Rank	Zip Code (Location)	Current Rank	Score
1	<a href="#">30310</a> (Fulton County, GA)	[99]	[99]
2	<a href="#">89433</a> (Washoe County, NV)	[99]	[99]
3	<a href="#">34950</a> (St. Lucie County, FL)	[99]	[95]
4	<a href="#">33415</a> (Palm Beach County, FL)	[99]	[99]
5	<a href="#">33403</a> (Palm Beach County, FL)	[99]	[99]
6	<a href="#">80216</a> (Denver County, CO)	[99]	[99]
7	<a href="#">32808</a> (Orange County, FL)	[99]	[99]
8	<a href="#">33463</a> (Palm Beach County, FL)	[99]	[99]
9	<a href="#">95467</a> (Lake County, CA)	[99]	[76]

**Not a member yet? [Join Now to access these sweet new tools.](#)**

The savings from your first *micro-targeted* mailer could pay for your lifetime membership to our service. (GOLD or PRO level needed to access these Hot Market Finder tools.)



Although zip code 30310 in Fulton County, GA was ranked as #1 at the time this was made, ANY zip code with a score above 90% is a 'top' micro market. (Don't think in terms of there being only one or a few 'best' micro markets.)

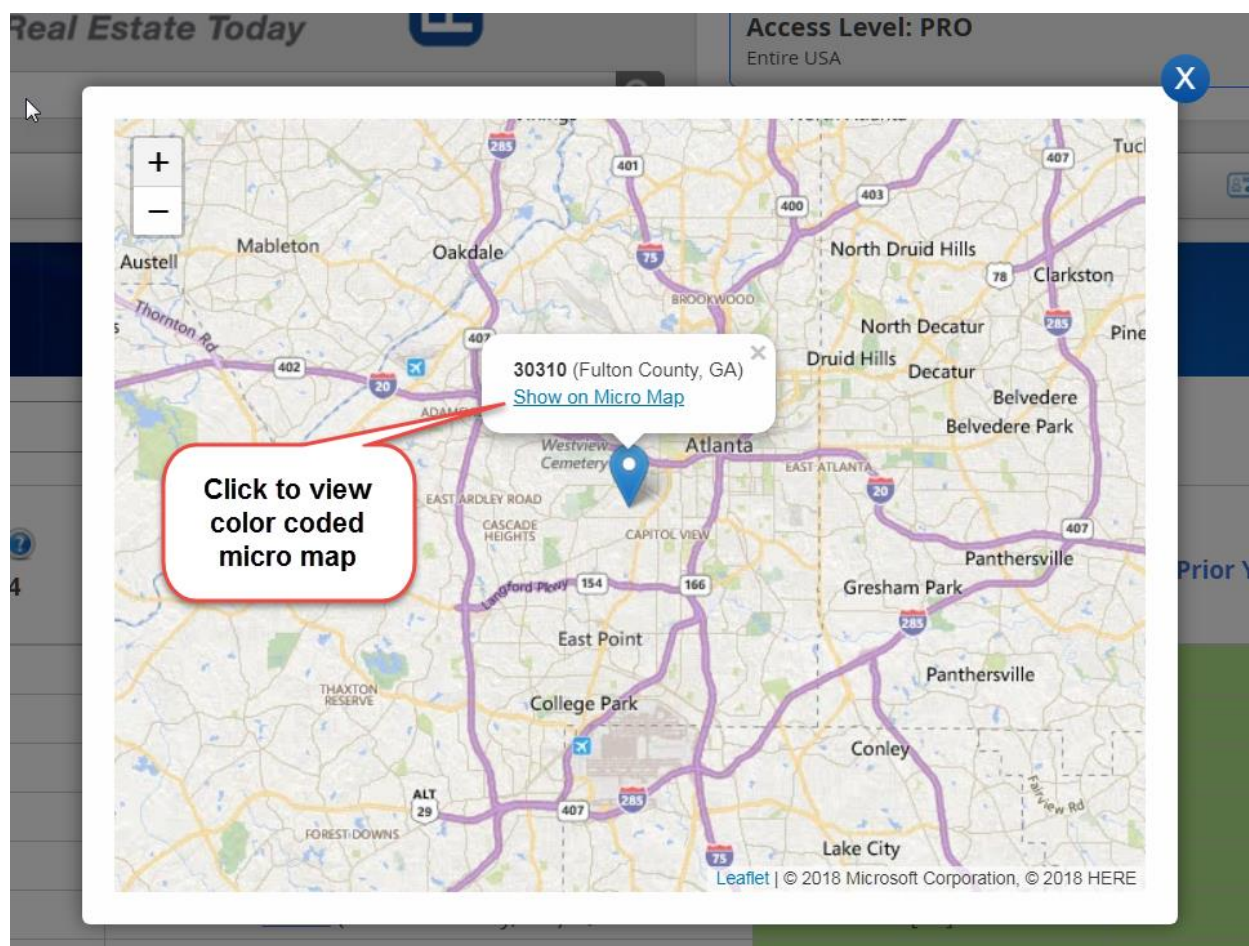
**Any market with GREEN shading is a relatively strong market when compared to the entire U.S.** The *darkest* green shading is reserved for the top 9% and includes over 1,500 individual zip codes!

In fact, you should NOT use these micro market tools as a stand-alone indicator. **You should first determine the best CITY-level market and only THEN drill down to find the best sub-markets or 'pockets' within that city to target your mailers, marketing and acquisition campaigns.**

Micro markets are not markets unto themselves. They're sub-markets that tend to follow what's happening at the CITY or metropolitan level in the sense of: *"a rising tide lifts all boats."*

**Of course there are stronger pockets WITHIN a metro area you should focus on, and weaker pockets you should avoid. That's exactly what these micro market tools are designed to help you do, in a few clicks.**

Here's the general location MAP VIEW when you click on the #1 zip code above...

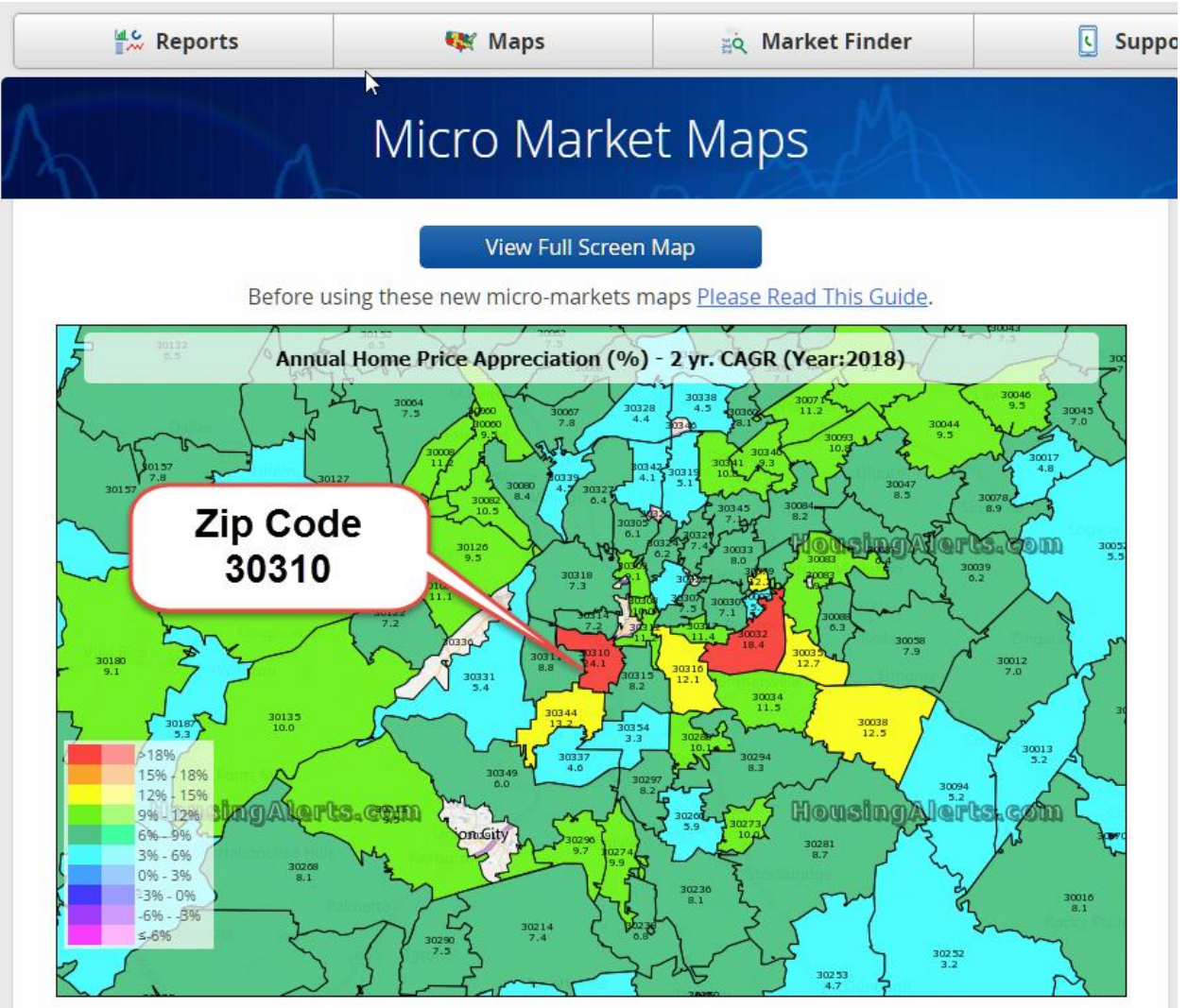


...below is the full color coded micro map for zip code 30310 in Atlanta (i.e. - when you click "Show on Micro Map")...

---

**Not a member yet? [Join Now to access these sweet new tools.](#)**

The savings from your first *micro-targeted* mailer could pay for your lifetime membership to our service. (GOLD or PRO level needed to access these Hot Market Finder tools.)



Zip code 30310 is in Fulton County, GA which is in the Atlanta metro area. **Note how there are only a few “red hot” zip codes (in red, orange or yellow).** This is a prime example of why it’s critical to pick your sub-markets carefully!

The next step would be to look INSIDE zip code 30310 (and the other red hot zip codes you see here on the map) to find the hottest NEIGHBORHOODS.

Reports Maps Market Finder Support My Account

## Neighborhood Rankings (Beta)

State: Georgia **1** County: Fulton County, GA **2**

Master Rank out of: 108	Market Name	Current Rank	Prior Year Rank
1	65 (Fulton County, GA)	[99]	[99]
2	29 (Fulton County, GA)	[99]	[78]
3	32 (Fulton County, GA)	[98]	[97]
4	105.16 (Fulton County, GA)	[98]	[71]
5	113.03 (Fulton County, GA)	[97]	[55]
6	114.2 (Fulton County, GA)	[97]	[73]
7	7 (Fulton County, GA)	[97]	[96]
100	95.02 (Fulton County, GA)	[23]	[27]
101	101.13 (Fulton County, GA)	[22]	[39]
102	115.03 (Fulton County, GA)	[19]	[57]
103	114.25 (Fulton County, GA)	[13]	[51]
104	94.04 (Fulton County, GA)	[11]	[37]
105	100.01 (Fulton County, GA)	[11]	[49]
106	101.07 (Fulton County, GA)	[10]	[29]
107	77.04 (Fulton County, GA)	[6]	[20]
108	82.01 (Fulton County, GA)	[2]	[4]

Markets per page: 500

**Not a member yet? [Join Now to access these sweet new tools.](#)**

The savings from your first *micro-targeted* mailer could pay for your lifetime membership to our service. (GOLD or PRO level needed to access these Hot Market Finder tools.)

You can see from the NEIGHBORHOOD tool above, there are both very strong neighborhoods in zip code 30310 (dark green shading, scoring higher than 97% of all U.S. neighborhoods) and some very weak areas (dark RED shading, scoring in the bottom 25% nationwide).

I wouldn't want to waste the cost of a stamp to mail into some of these weak areas, especially if I were looking to buy and hold.

But even for Wholesalers and Flippers, you want to invest in high demand areas with lots of appreciation and vibrant investment activity.

Why spend your limited time fishing in weak, dead or declining markets when you can (now) just as easily target the vibrant, hot markets?

**Can you see the power of now being able to GEO-TARGET all of your acquisition efforts?**

Let's take a look INSIDE a weak statewide market, at the zip code level ... Connecticut...

State:  County:

Master Rank out of: 238	Market Name	Current Rank	Prior Year Rank
1	06242 (Windham County, CT)	[88]	[66]
2	06243 (Windham County, CT)	[74]	[67]
3	06244 (Windham County, CT)	[65]	[23]
4	06245 (Windham County, CT)	[60]	[19]
5	06246 (Windham County, CT)	[58]	[41]
6	06247 (Windham County, CT)	[56]	[42]
7	06248 (Windham County, CT)	[56]	[15]
8	06379 (New London County, CT)	[53]	[39]
228	06498 (Middlesex County, CT)	[1]	[17]
229	06751 (Litchfield County, CT)	[1]	[2]
230	06226 (Windham County, CT)	[1]	[5]
231	06517 (New Haven County, CT)	[1]	[8]
232	06524 (New Haven County, CT)	[1]	[2]
233	06114 (Hartford County, CT)	[1]	[51]
234	06897 (Fairfield County, CT)	[0]	[17]
235	06518 (New Haven County, CT)	[0]	[3]
236	06231 (Tolland County, CT)	[0]	[4]
237	06354 (Windham County, CT)	[0]	[11]
238	06058 (Litchfield County, CT)	[0]	[7]

Markets per page:

Similar to the Maryland "Counties" example earlier, the Connecticut ZIP CODES also show a vast majority of WEAK micro markets.

Only 2 of the 238 zip codes are green. All of the remaining 236 are shaded in red (weak) and

**Not a member yet? [Join Now to access these sweet new tools.](#)**

The savings from your first *micro-targeted* mailer could pay for your lifetime membership to our service. (GOLD or PRO level needed to access these Hot Market Finder tools.)



yellow (mediocre).

With only a quick 30-second scan of this page, it's pretty evident Connecticut as a whole is very weak statewide (relative to all the other markets in the U.S.).

This is consistent with the "Rising tide lifts all boats" idea, but in reverse. A crummy statewide market will be dominated by crummy sub-markets, as you'd expect.

The same goes for city-level markets. Individual sub-markets (counties, zips & neighborhoods) are most likely to follow what's happening at the city level.

You should be suspect of micro markets that seem to be performing opposite of what its overall citywide market is doing. Sometimes you can find that needle in a haystack micro market that's red hot in an otherwise weak city market, but it's not a high probability place to invest your time and money.

More typical is that outlier micro markets eventually can't sustain going against the local tide for extended periods and ultimately tend to perform more or less in line with its parent (CITY) market.

As a Wholesaler or Flipper, you may still want to pursue TRANSACTIONAL deals in 'weak' states or cities even though the prospect of long term wealth from Leveraged Appreciation is not *currently* looking very likely or viable.

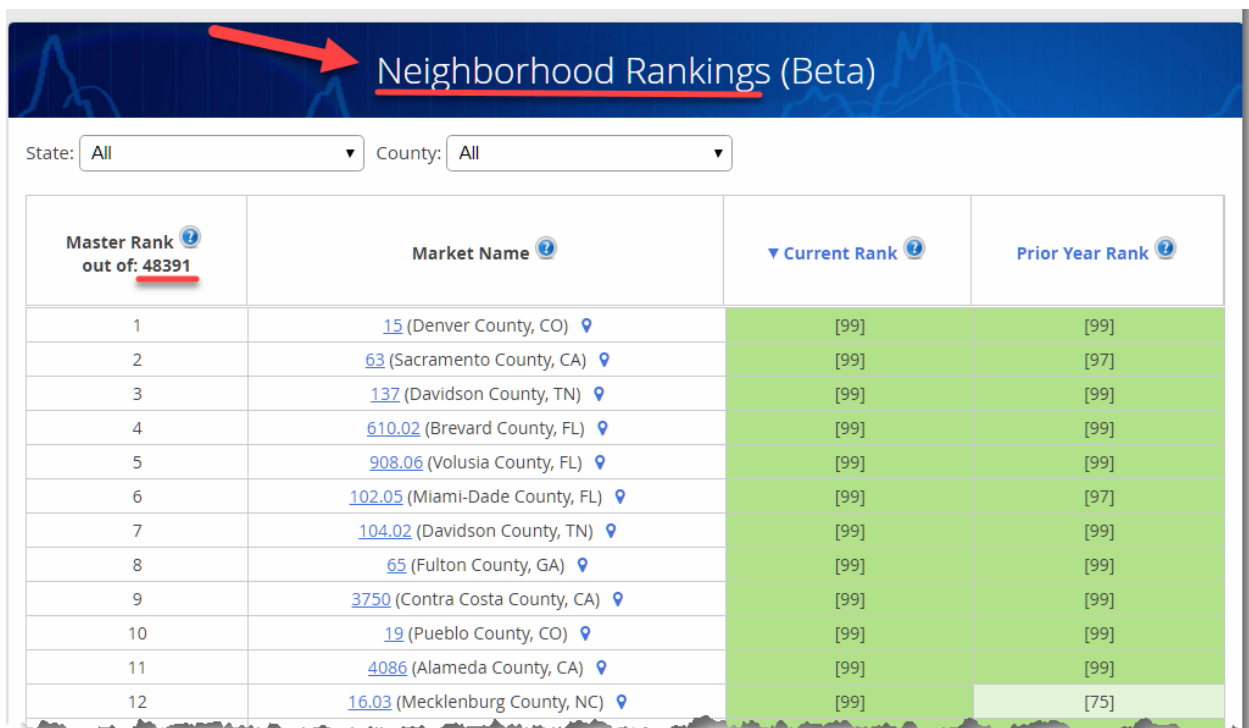
The next step would be to look INSIDE the top ranked zip codes and counties, using the "County" drop down feature ...

Here is where it gets exciting...

**We can now do on a local NEIGHBORHOOD level what we just did for zip code and county markets...**

## **4) How to use the NEIGHBORHOOD Rankings**

Here is a list of the top ranked NEIGHBORHOODS across the U.S. ...



The screenshot shows a web interface titled "Neighborhood Rankings (Beta)". At the top, there are dropdown menus for "State: All" and "County: All". Below this is a table with the following columns: "Master Rank out of: 48391", "Market Name", "Current Rank", and "Prior Year Rank". The table lists 12 top-ranked neighborhoods, each with a rank number, a link to the market name, and its current and prior year ranks. A red arrow points to the "Neighborhood Rankings (Beta)" title.

Master Rank out of: 48391	Market Name	Current Rank	Prior Year Rank
1	<a href="#">15</a> (Denver County, CO)	[99]	[99]
2	<a href="#">63</a> (Sacramento County, CA)	[99]	[97]
3	<a href="#">137</a> (Davidson County, TN)	[99]	[99]
4	<a href="#">610.02</a> (Brevard County, FL)	[99]	[99]
5	<a href="#">908.06</a> (Volusia County, FL)	[99]	[99]
6	<a href="#">102.05</a> (Miami-Dade County, FL)	[99]	[97]
7	<a href="#">104.02</a> (Davidson County, TN)	[99]	[99]
8	<a href="#">65</a> (Fulton County, GA)	[99]	[99]
9	<a href="#">3750</a> (Contra Costa County, CA)	[99]	[99]
10	<a href="#">19</a> (Pueblo County, CO)	[99]	[99]
11	<a href="#">4086</a> (Alameda County, CA)	[99]	[99]
12	<a href="#">16.03</a> (Mecklenburg County, NC)	[99]	[75]

Remember the caution earlier about NOT getting overly focused on the 'top 1' or 'top 10' micro

**Not a member yet? [Join Now to access these sweet new tools.](#)**

The savings from your first *micro-targeted* mailer could pay for your lifetime membership to our service. (GOLD or PRO level needed to access these Hot Market Finder tools.)

markets; **there are 483 NEIGHBORHOOD markets that fall in the TOP 1%** of all neighborhoods nationwide, and **over 4,300 that fall in the top 9% nationwide** (i.e. - shaded in the darkest green).

Statistically speaking, don't pick a neighborhood to target for mailers, marketing or acquisitions simply because it's in the 99<sup>th</sup> percentile over one in the 98<sup>th</sup> or even the 95th percentile. They are all top performing neighborhoods! Instead, look at the parent (CITY level) market and other factors in choosing between them.

The easiest way to select a strong CITY market is to pick one of the darkest green macro markets in our Hot Market Finder (HMF) tool and then drill down into hot counties, zip codes and neighborhoods using these new tools.

To know which sub-markets to target, START with the "Hot Market Finder" tool to FIRST identify strong CITY level markets, THEN drill down into hot counties, zip codes and neighborhoods using the new 'Ranking' tools.

Rank	Market Name	Current Period						Prior Quarter						Year Ago				
		Master Score	T.A.P.S. Overall	T.A.P.S. Local	S.T.A.R. Momo	1-Yr THAR	4-Yr THAR	Master Score	T.A.P.S. Overall	T.A.P.S. Local	S.T.A.R. Momo	1-Yr THAR	4-Yr THAR	Master Score	T.A.P.S. Overall	T.A.P.S. Local	S.T.A.R. Momo	1-Yr THAR
8	Bremerton-Silverdale, WA	[98]	[98]	[97]	[75]	[97]	[83]	[96]	[96]	[92]	[84]	[92]	[91]	[98]	[99]	[99]	[84]	[92]

For this example we'll use the Hot Market Finder tool for CITIES to select the Bremerton-Silverdale, WA metro area; it ranked 8th (out of the 404 largest U.S. markets).

Whether we're Wholesaling, Rehabbing/Flipping or buying for Leveraged Appreciation, **we only want to be in the best, hottest, fastest appreciating, and most active neighborhoods.**

To save thousands of dollars in marketing costs and countless hours of wasted time 'farming' inferior neighborhoods, we'll look INSIDE the Bremerton-Silverdale market for the hottest neighborhoods.

Here's how you do that in less than 30 seconds!

### Step 1:

Go to the Neighborhood Ranking tool.



**Not a member yet? [Join Now to access these sweet new tools.](#)**

The savings from your first *micro-targeted* mailer could pay for your lifetime membership to our service. (GOLD or PRO level needed to access these Hot Market Finder tools.)



## Step 2:

Select the state of "Washington" and "Kitsap County" in the drop down menu.

## Step 3:

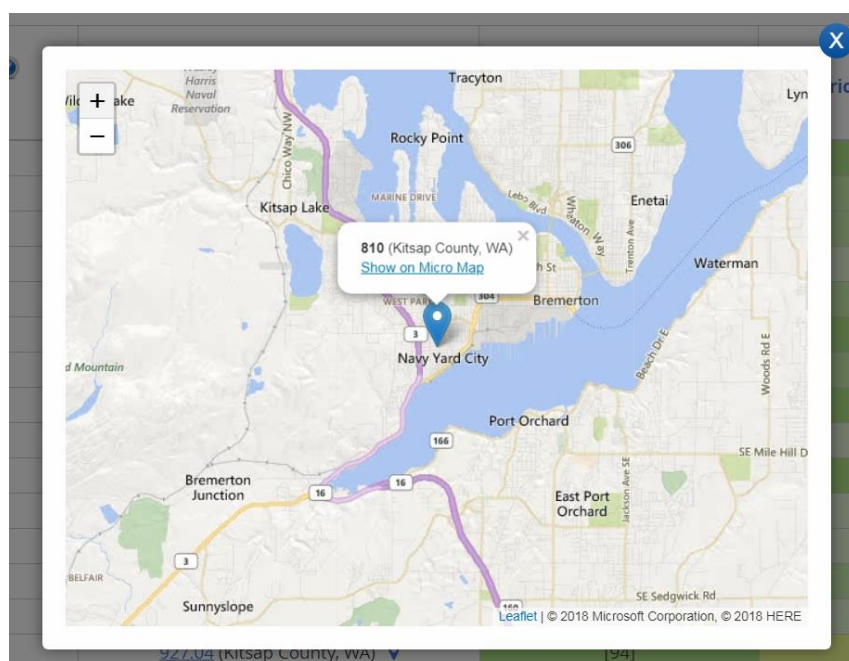
Voilà - You're now looking at the 51 NEIGHBORHOODS inside the Bremerton-Silverdale metro market, ranked from HOTTEST to weakest!

State: **1** Washington County: **2** Kitsap County, WA

Master Rank out of: 51	Market Name	Current Rank	Prior Year Rank
1	<a href="#">811 (Kitsap County, WA)</a>	[99]	[91]
2	<a href="#">804 (Kitsap County, WA)</a>	[98]	[89]
3	<a href="#">806 (Kitsap County, WA)</a>	[98]	[81]
4	<a href="#">810 (Kitsap County, WA)</a>	[97]	[77]
5	<a href="#">801.02 (Kitsap County, WA)</a>	[97]	[86]
	<a href="#">801.01 (Kitsap County, WA)</a>	[97]	[92]
	<a href="#">916 (Kitsap County, WA)</a>	[97]	[85]
8	<a href="#">914 (Kitsap County, WA)</a>	[96]	[91]
9	<a href="#">812 (Kitsap County, WA)</a>	[96]	[71]
45	<a href="#">912.01 (Kitsap County, WA)</a>	[74]	[67]
46	<a href="#">913.02 (Kitsap County, WA)</a>	[70]	[76]
47	<a href="#">928.01 (Kitsap County, WA)</a>	[70]	[62]
48	<a href="#">911 (Kitsap County, WA)</a>	[68]	[61]
49	<a href="#">902.02 (Kitsap County, WA)</a>	[67]	[68]
50	<a href="#">920 (Kitsap County, WA)</a>	[63]	[73]
51	<a href="#">905.02 (Kitsap County, WA)</a>	[53]	[69]

Markets per page: 500

Location map view...

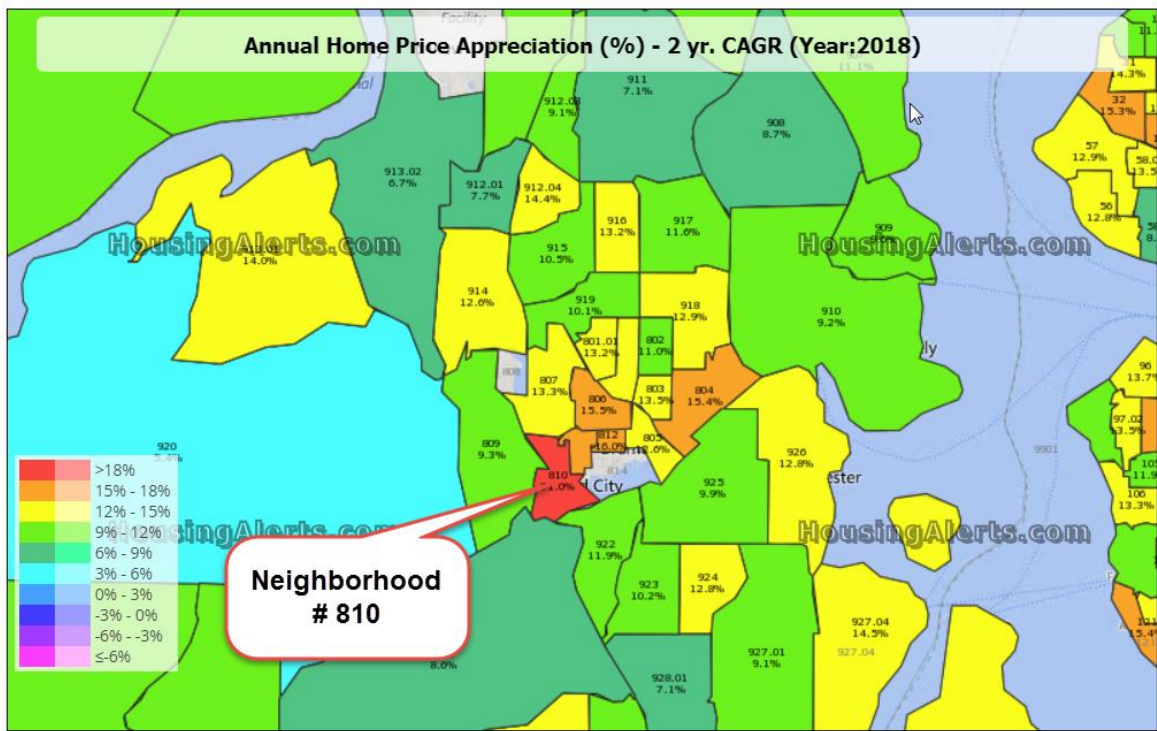


**Not a member yet? [Join Now to access these sweet new tools.](#)**

The savings from your first *micro-targeted* mailer could pay for your lifetime membership to our service. (GOLD or PRO level needed to access these Hot Market Finder tools.)

[View Full Screen Map](#)

Before using these new micro-markets maps [Please Read This Guide](#).



### 5) Eliminate 80% of your wasted Acquisition Marketing expenses

Most small wholesalers and flippers who are actually doing deals spend anywhere from \$4,000 - \$10,000 a month in direct mail, paid internet traffic, bandit signs, and other lead generation and marketing activities that costs a ton in terms of dollars or time – and usually BOTH.

Medium sized wholesaling outfits spend \$10,000 to \$30,000 a month on lead gen and employ staff 7 days a week to handle incoming calls while they're hot.

On top of their variable expenses (printing, postage, Pay Per Click, etc) they also invest big money upfront, usually on a 'per zip code' basis buying expensive lists. The high-end list sellers use credit bureau type of data mining in an attempt to target homeowners who show characteristics of financial distress or other 'motivated seller' indicators.

These 'stacked' lists can cost more than \$10,000 per zip code.

...and they're worth it if it can increase your response rate from 1.5% to 2% and/or save from mailing to people who aren't motivated to sell.

Finding good leads can be outrageously expensive!

...and in my opinion, the majority of that cost is a TOTAL WASTE OF TIME and MONEY because you're mailing into micro-markets you should be avoiding, and NOT doing multiple mailers into markets you SHOULD be focusing on.

Bottom line: The little guy simply can't afford to compete on the same playing field.

**Not a member yet? [Join Now to access these sweet new tools.](#)**

The savings from your first *micro-targeted* mailer could pay for your lifetime membership to our service. (GOLD or PRO level needed to access these Hot Market Finder tools.)



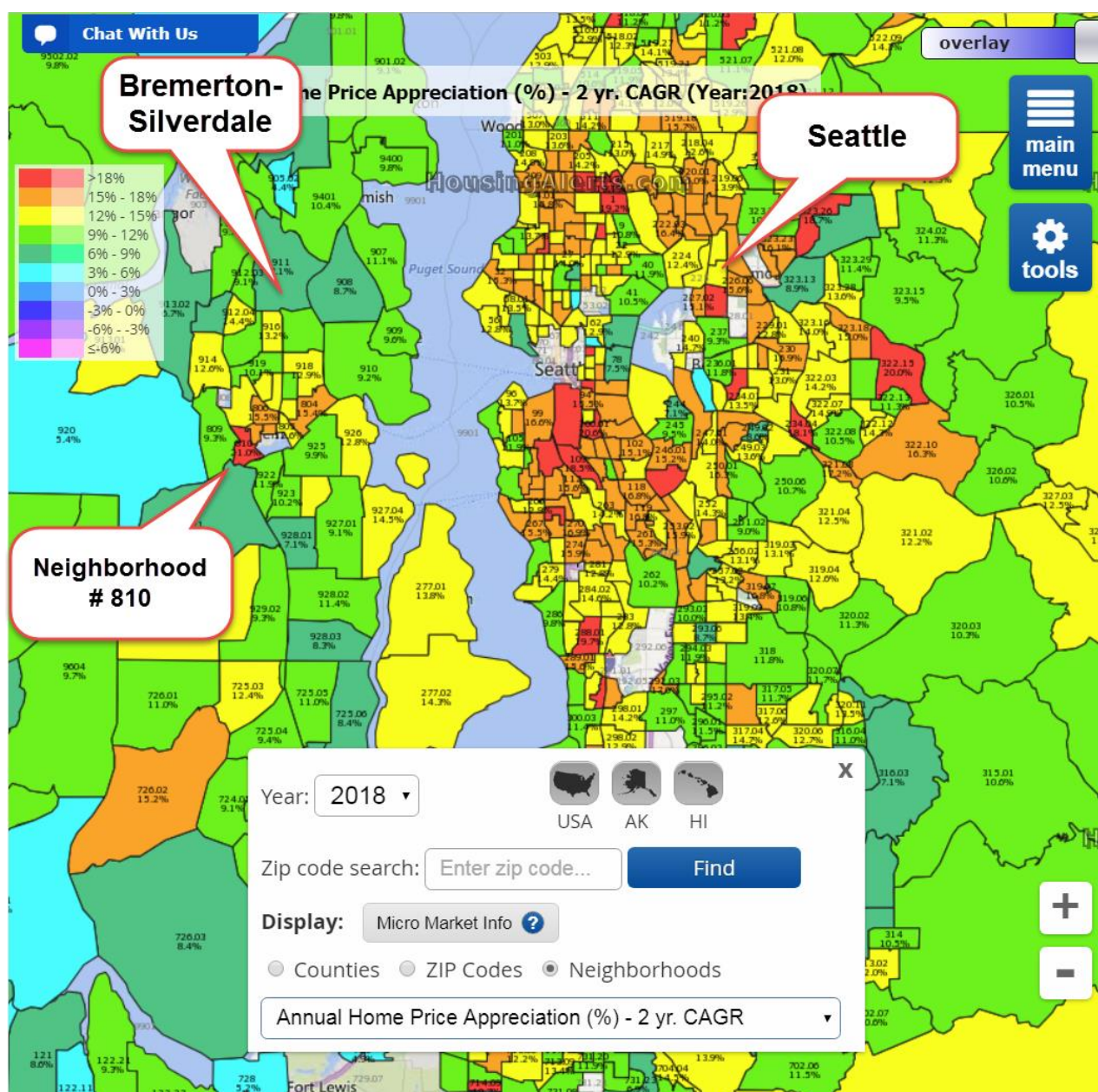
Until NOW!

For a teeny, tiny fraction of a single mailer's postage cost, you can now drill down INSIDE an entire metro market to know exactly which zip code or county or even WHICH NEIGHBORHOOD to specifically target.

You can also do it for the entire country!

Knowing WHERE to target is infinitely more valuable than knowing WHO to target. ...and can save you 80% or more on your lead gen time and expense.

## Would a 'paint by numbers' map help you cut out the waste? ...and laser-focus your effort?



Even in some of the hottest metro markets in the country, like Bremerton-Silverdale and Seattle, you can see how some neighborhoods outperform others.

**If you're going to invest in real estate, or spend significant effort and cash acquiring and 'working' motivated seller leads, why not do it in the micro markets where you'll earn the highest ROI, with less cost, risk and effort?**

>> end <<

**Not a member yet? [Join Now to access these sweet new tools.](#)**

The savings from your first *micro-targeted* mailer could pay for your lifetime membership to our service. (GOLD or PRO level needed to access these Hot Market Finder tools.)